
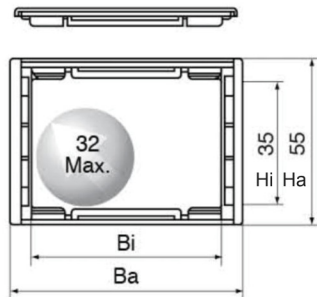


SERIES OF-J35Q.1.S

Series of J35Q.1.S–Bridge type open of both side

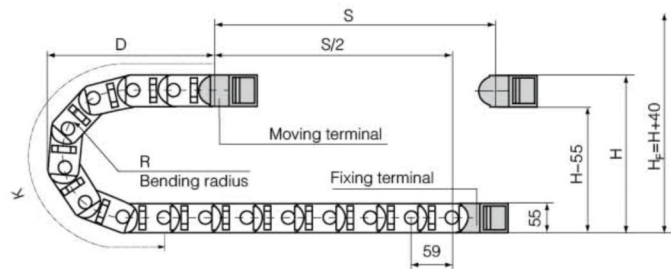


● Delineation



Separator

● Basic technical data



● Pitch=59mm, link per meter=17, length of chain=S/2+K, S=stroke, $K=\pi \cdot R + \text{"safety ratio"}$

R	75	100	125	150	200	250
H	205	255	305	355	455	555
D	162	187	212	237	287	337
K	354	472	531	590	767	944

Actual mounting height: $H_f = H + 40\text{mm}$ (load 1.0kg/m)

● Series of J35Q.1.S–Bridge type open of both side

Series No.	Hi	Bi	Ha	Ba	Styles	Bending radius R	Bracket type and parameters							No.	
							Applicable bracket type	Bore diameter $\phi 1$	Hole distance (mm)						
									A	B	C	D	E		F
J35Q.1.50S	35	50	55	70	Q.S	75.100.125.150.200.250	F-Q	7.2	24	64	84.5	26	15.5	76	J35Q.1.50S-FJT
J35Q.1.60S	35	60(HP)	55	80	Q.S	75.100.125.150.200.250	F-Q	7.2	24	74	84.5	26	15.5	86	J35Q.1.60S-FJT
J35Q.1.75S	35	75	55	95	Q.S	75.100.125.150.200.250	F-Q	7.2	24	89	84.5	26	15.5	101	J35Q.1.75S-FJT
J35Q.1.90S	35	90(HP)	55	110	Q.S	75.100.125.150.200.250	F-Q	7.2	24	104	84.5	26	15.5	116	J35Q.1.90S-FJT
J35Q.1.100S	35	100	55	120	Q.S	75.100.125.150.200.250	F-Q	7.2	24	114	84.5	26	15.5	126	J35Q.1.100S-FJT
J35Q.1.117S	35	117(HP)	55	137	Q.S	75.100.125.150.200.250	F-Q	7.2	24	131	84.5	26	15.5	143	J35Q.1.117S-FJT
J35Q.1.125S	35	125	55	145	Q.S	75.100.125.150.200.250	F-Q	7.2	24	139	84.5	26	15.5	151	J35Q.1.125S-FJT
J35Q.1.130S	35	130(HP)	55	150	Q.S	75.100.125.150.200.250	F-Q	7.2	24	144	84.5	26	15.5	156	J35Q.1.130S-FJT
J35Q.1.150S	35	150	55	170	Q.S	75.100.125.150.200.250	F-Q	7.2	24	164	84.5	26	15.5	176	J35Q.1.150S-FJT
J35Q.1.154S	35	154(HP)	55	174	Q.S	75.100.125.150.200.250	F-Q	7.2	24	168	84.5	26	15.5	180	J35Q.1.154S-FJT
J35Q.1.175S	35	175	55	195	Q.S	75.100.125.150.200.250	F-Q	7.2	24	189	84.5	26	15.5	201	J35Q.1.175S-FJT
J35Q.1.200S	35	200	55	220	Q.S	75.100.125.150.200.250	F-Q	7.2	24	214	84.5	26	15.5	226	J35Q.1.200S-FJT
J35Q.1.250S	35	250	55	270	Q.S	75.100.125.150.200.250	F-Q	7.2	24	264	84.5	26	15.5	276	J35Q.1.250S-FJT
J35Q.1.300S	35	300(HP)	55	320	Q.S	75.100.125.150.200.250	F-Q	7.2	24	314	84.5	26	15.5	326	J35Q.1.300S-FJT

● Note: "S" indicates that the both sides open.

● Connector mounting dimension drawing

